

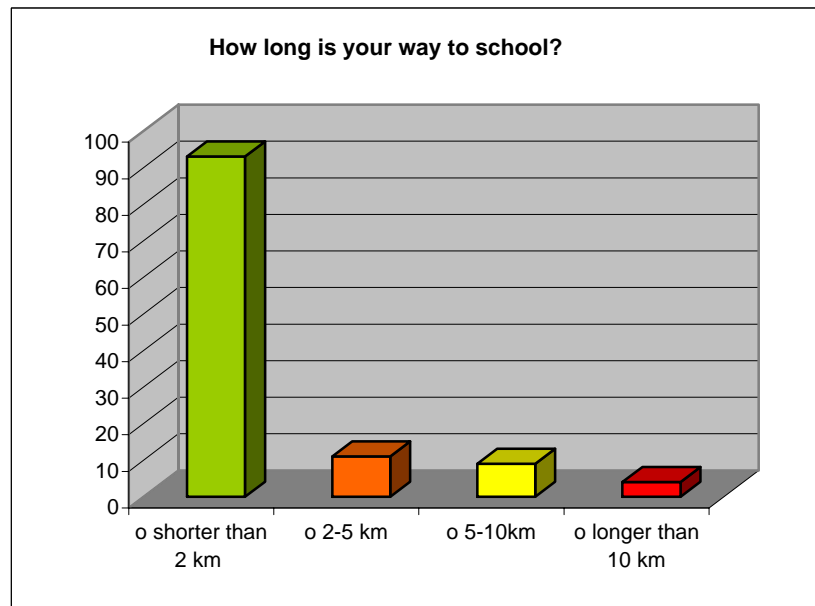
SCHOOL

How long is your way to school?

- o shorter than 2 km
- o 2-5 km
- o 5-10km
- o longer than 10 km

Total

93
11
9
4

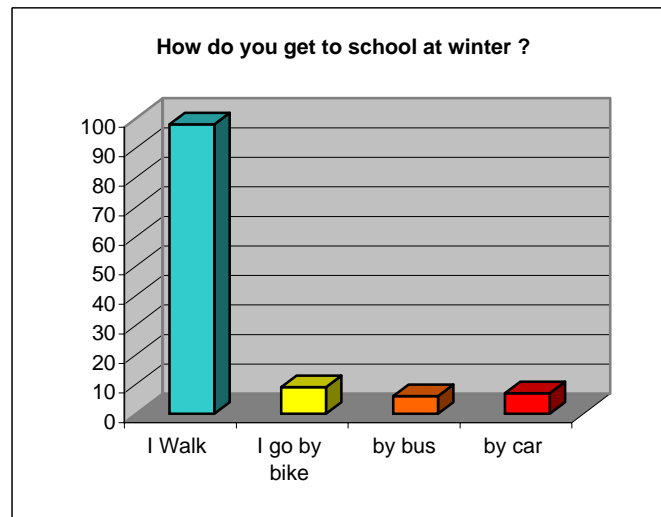


How do you get to school?

- I Walk
- I go by bike
- by bus
- by car

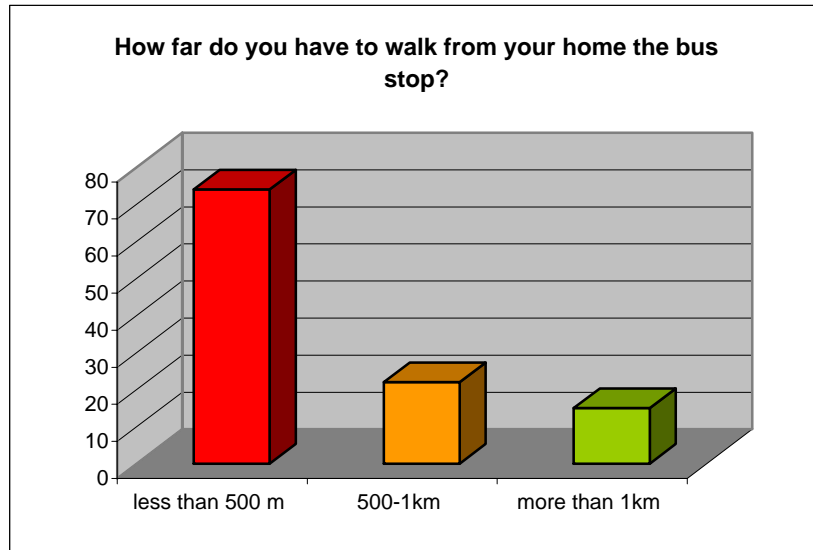
Summer

98
9
6
7



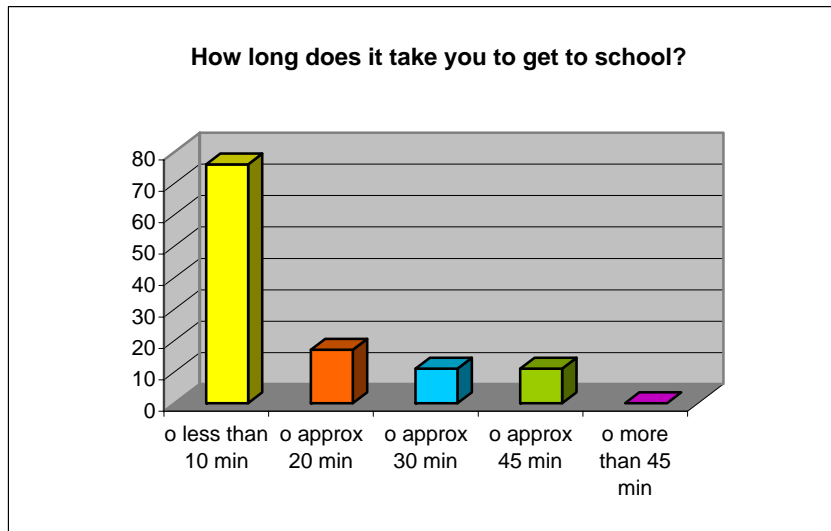
How far do you have to walk from your home to the bus stop?

| | |
|-----------------|----|
| less than 500 m | 74 |
| 500-1km | 22 |
| more than 1km | 15 |



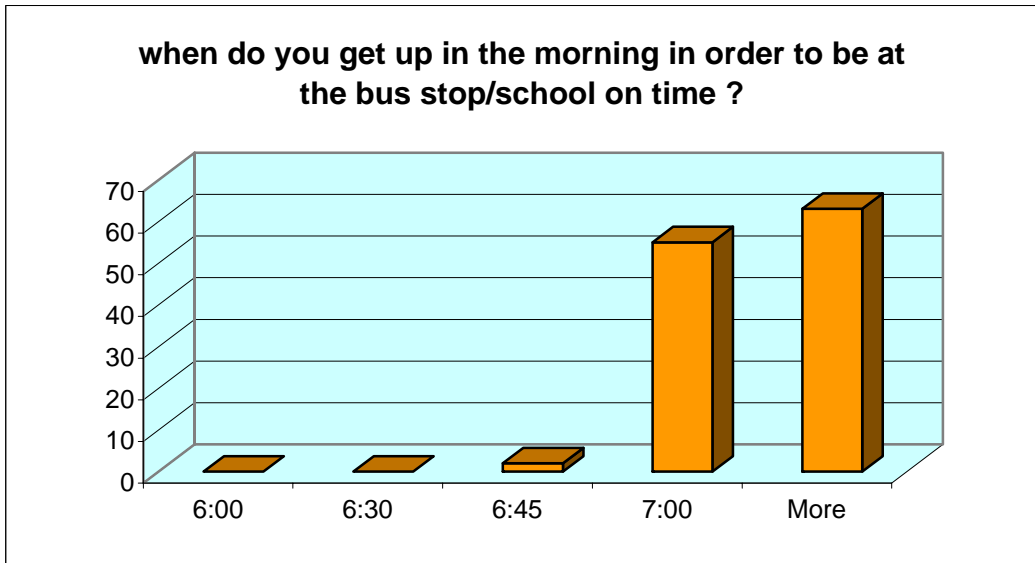
How long does it take you to get to school?

| | |
|--------------------|----|
| o less than 10 min | 76 |
| o approx 20 min | 17 |
| o approx 30 min | 11 |
| o approx 45 min | 11 |
| o more than 45 min | 0 |



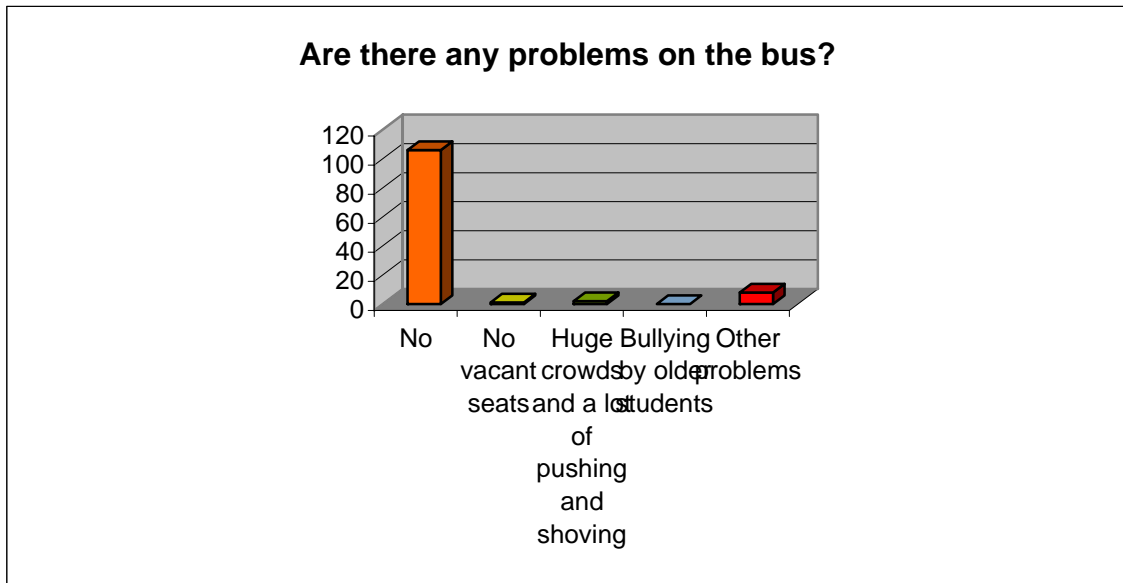
When do you get up in the morning in order to be at the bus stop/school on time ?

| | |
|------|----|
| 6:00 | 0 |
| 6:30 | 0 |
| 6:45 | 2 |
| 7:00 | 55 |
| More | 63 |



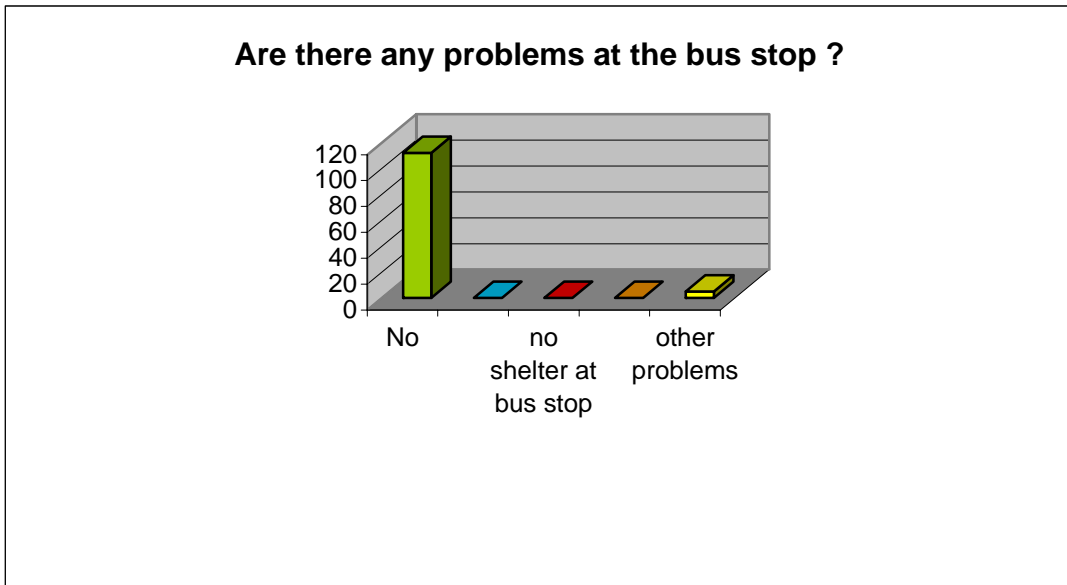
Are there any problems on the bus?

| | |
|--|-----|
| No | 106 |
| No vacant seats | 1 |
| Huge crowds and a lot of pushing and shoving | 2 |
| Bullying by older students | 0 |
| Other problems | 8 |



Are there any problems at the bus stop ?

| | |
|--|-----|
| No | 112 |
| a lot of pushing when getting on and off the bus | 0 |
| no shelter at bus stop | 0 |
| bus stop is not securely marked | 0 |
| other problems | 5 |



What do you think about traffic wardens/lollipop-people in front of the school?

| | |
|--|----|
| Absolutely necessary for safe crossing of the road | 73 |
| Necessary | 35 |
| Not necessary | 10 |

